

# A HowTo UMT-LMS

## Step by Step Guide for Logging in to UMT-LMS

The screenshot displays the Moodle LMS interface for the University of Management and Technology. At the top, the header includes 'UMT-LMS' on the left and 'Test Account for Teachers' on the right. A 'Home' button is located in the top left corner. The main content area features a large banner with the university's name and a navigation bar with icons for 'My Home', 'Calendar', 'Badges', and 'Courses'. A search box for courses is also present. Below the navigation bar is a large image of a classroom. To the right, there are two side panels: 'NAVIGATION' with links to 'Home', 'Dashboard', 'University of Management and Technology', and 'My courses'; and 'CALENDAR' showing a calendar for October 2015. At the bottom of the page, a footer indicates the user is logged in as 'Test Account for Teachers' and provides a 'Log out' link. The Moodle logo is also visible in the footer.

UMT-LMS Test Account for Teachers

Home

UNIVERSITY OF MANAGEMENT AND TECHNOLOGY

Find and Enroll in Courses:  Go

My Home Calendar Badges Courses

NAVIGATION

- Home
- Dashboard
- University of Management and Technology
- My courses

CALENDAR

October 2015

Sun	Mon	Tue	Wed	Thu	Fri	Sat
				1	2	3
4	5	6	7	8	9	10
11	12	13	14	15	16	17
18	19	20	21	22	23	24
25	26	27	28	29	30	31

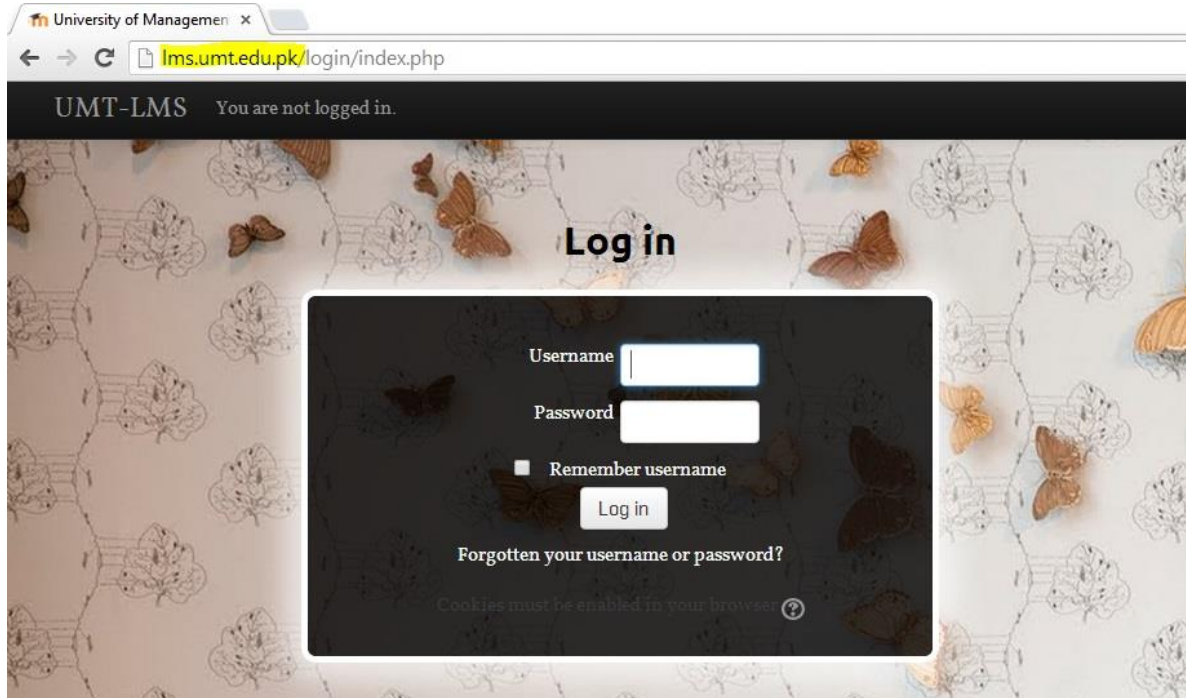
You are logged in as Test Account for Teachers (Log out)

moodle

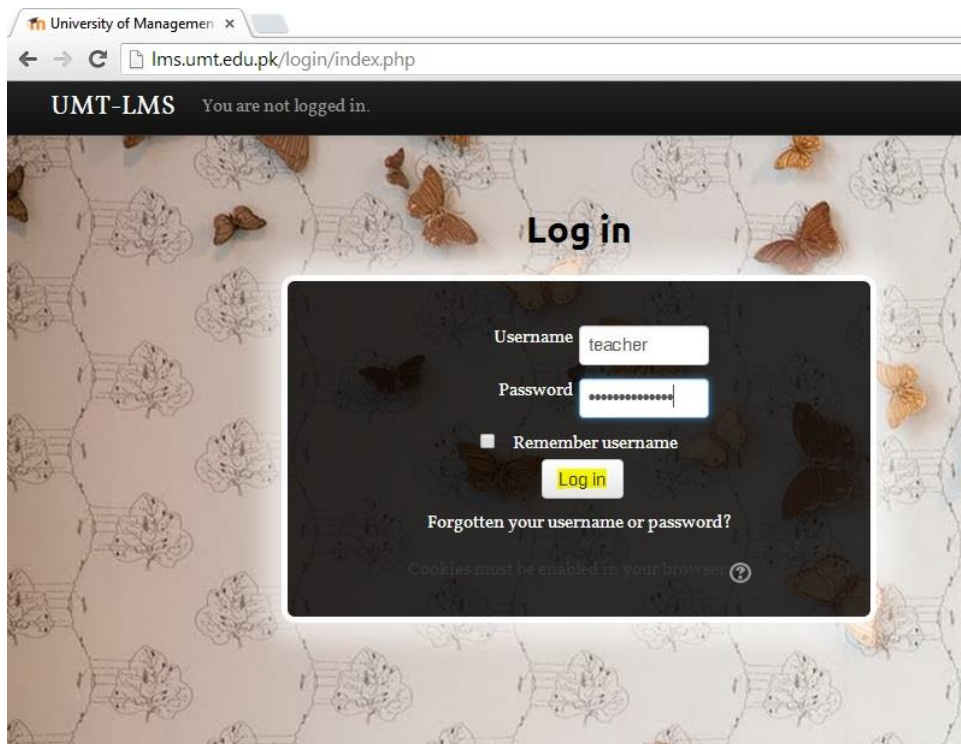
# UMT LMS

## Step by Step Guide for Logging Into UMT-LMS

1- Type [lms.umt.edu.pk](https://lms.umt.edu.pk) in the browser bar.



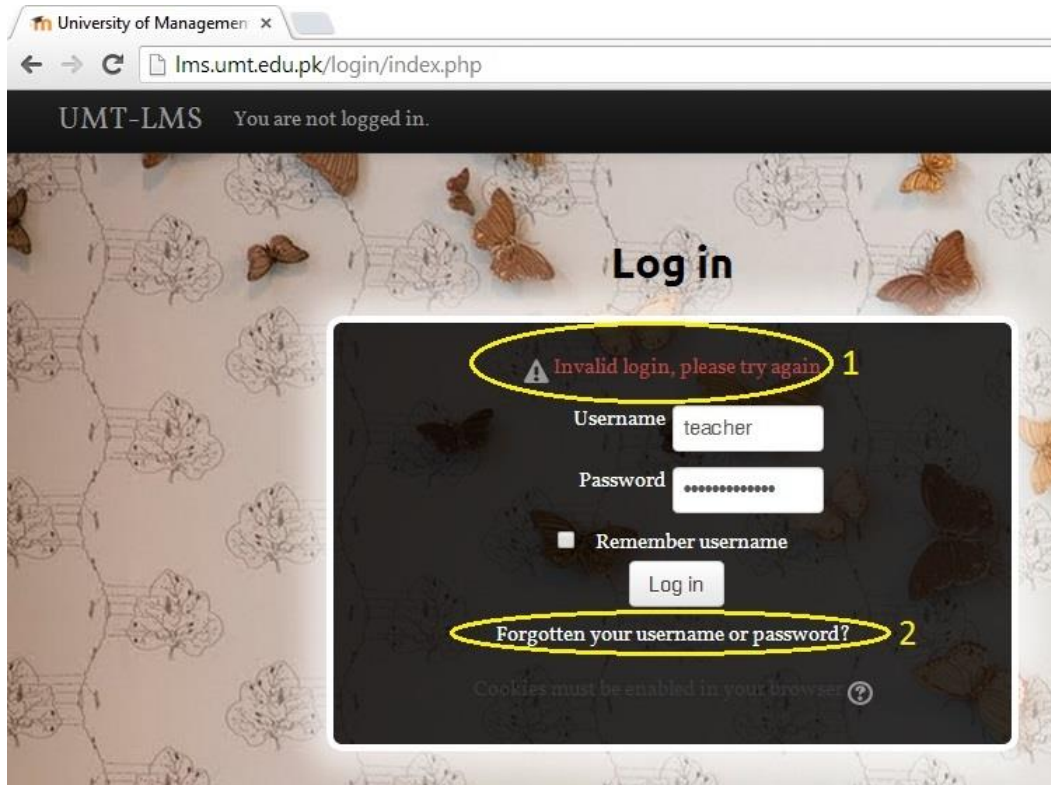
2- Enter your **Username** and **Password** in the fields provided and **Log in** UMT-LMS.



## UMT LMS

### Step by Step Guide for Logging Into UMT-LMS

- 3- If you somehow forgot the username/password of your UMT-LMS, message (1) will appear upon wrong typed credentials, click on the '**Forgotten your username or password**' (2).



- 4- Clicking on the link (2), a new window will open. Type your email ID in the email required field and press **Search**.

Home   Log in   Forgotten password

---

## UNIVERSITY OF MANAGEMENT AND TECHNOLOGY

To reset your password, submit your username or your email address below. If we can find you in email address, with instructions how to get access again.

Search by username

Username

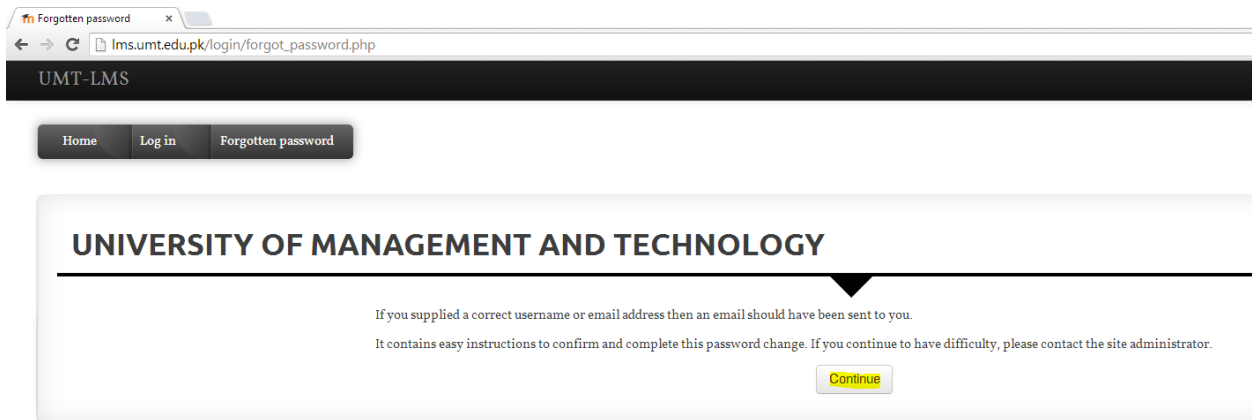
Search by email address

Email address

# UMT LMS

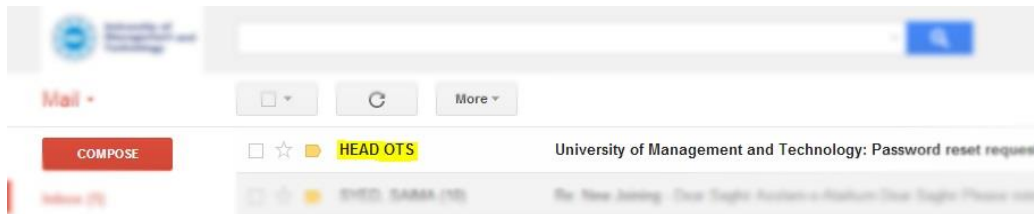
## Step by Step Guide for Logging Into UMT-LMS

5- If you have supplied your email ID correctly, an email will be received in your email account.

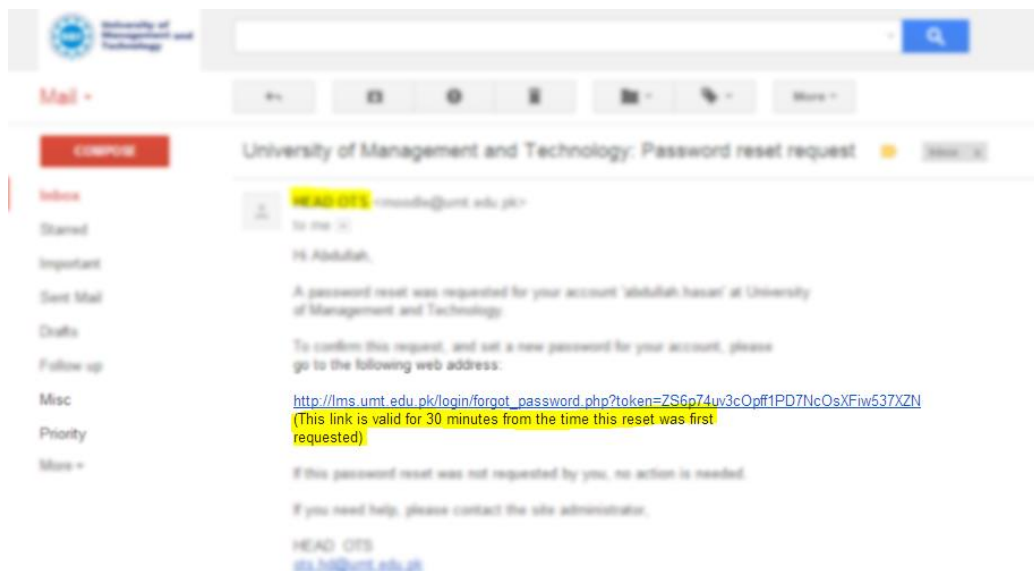


Click Continue.

6- You will receive an Email from OTS.



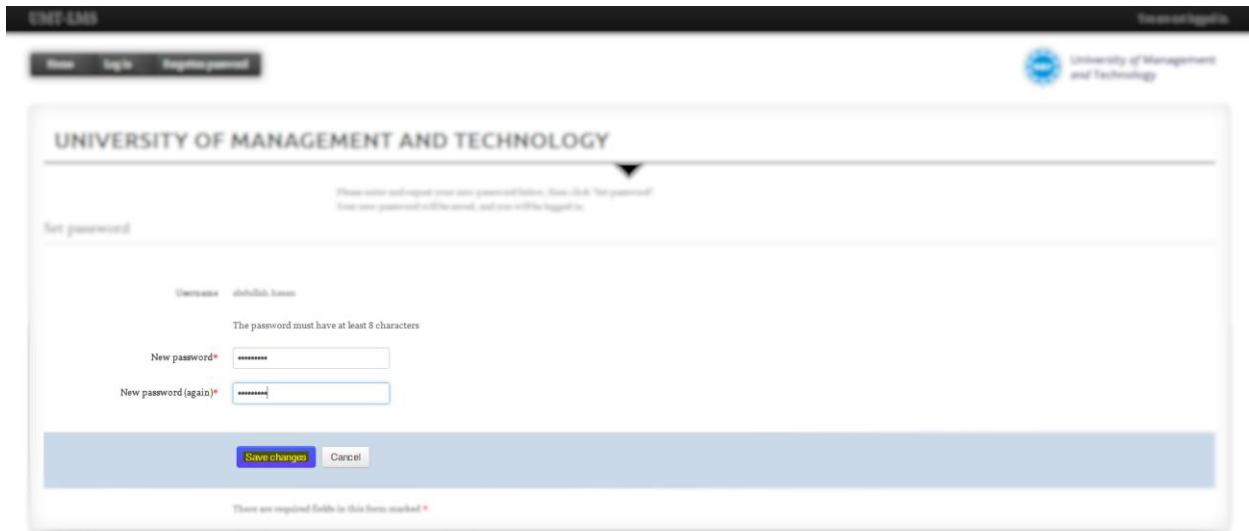
Open the email and click on the link provided.



# UMT LMS

## Step by Step Guide for Logging Into UMT-LMS

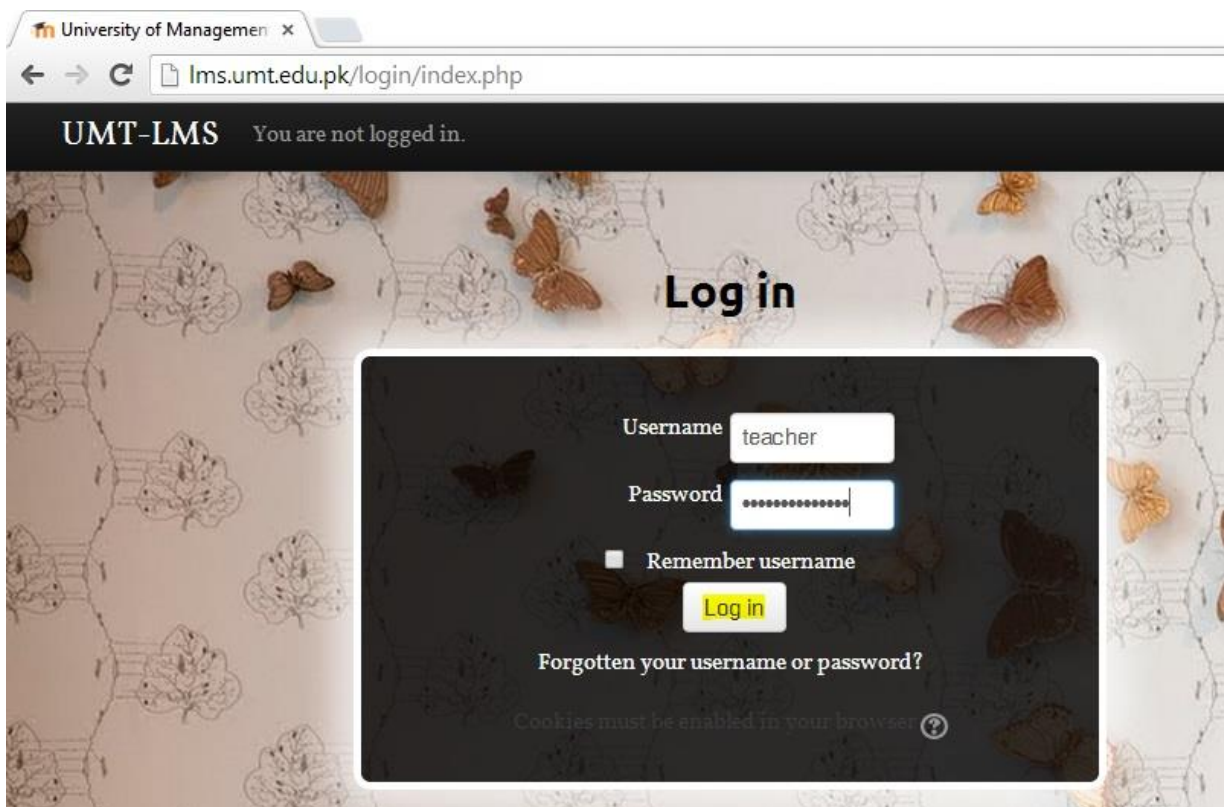
7- A new window will open asking you to provide a **New password** and **New password again**.



The screenshot shows the 'Set password' page on the UMT-LMS website. At the top, there is a navigation bar with 'Home', 'Log in', and 'Register password'. The main heading is 'UNIVERSITY OF MANAGEMENT AND TECHNOLOGY'. Below the heading, there is a sub-heading 'Set password' and a note: 'Please enter and repeat your new password below. Once OK, the password will be emailed to the email, and you will be logged in.' The form contains two input fields: 'New password\*' and 'New password (again)\*', both with asterisks indicating they are required. A note above the fields states 'The password must have at least 8 characters'. At the bottom of the form, there are two buttons: 'Save changes' (highlighted in yellow) and 'Cancel'. A small red asterisk at the bottom indicates that there are required fields in the form.

Click on **Save changes** button and Log in UMT-LMS.

8- Log in to UMT-LMS with your Username/password.



The screenshot shows the login page of the UMT-LMS website. The browser's address bar shows 'lms.umt.edu.pk/login/index.php'. The page header includes 'UMT-LMS' and 'You are not logged in.'. The main heading is 'Log in'. The login form is centered and contains the following elements: a 'Username' field with the value 'teacher', a 'Password' field with masked characters, a 'Remember username' checkbox, a 'Log in' button (highlighted in yellow), and a link for 'Forgotten your username or password?'. At the bottom, there is a note: 'Cookies must be enabled in your browser' with a question mark icon.