

A HowTo UMT-LMS

Step by Step Guide for Resetting UMT-LMS password



Remember username

Log in

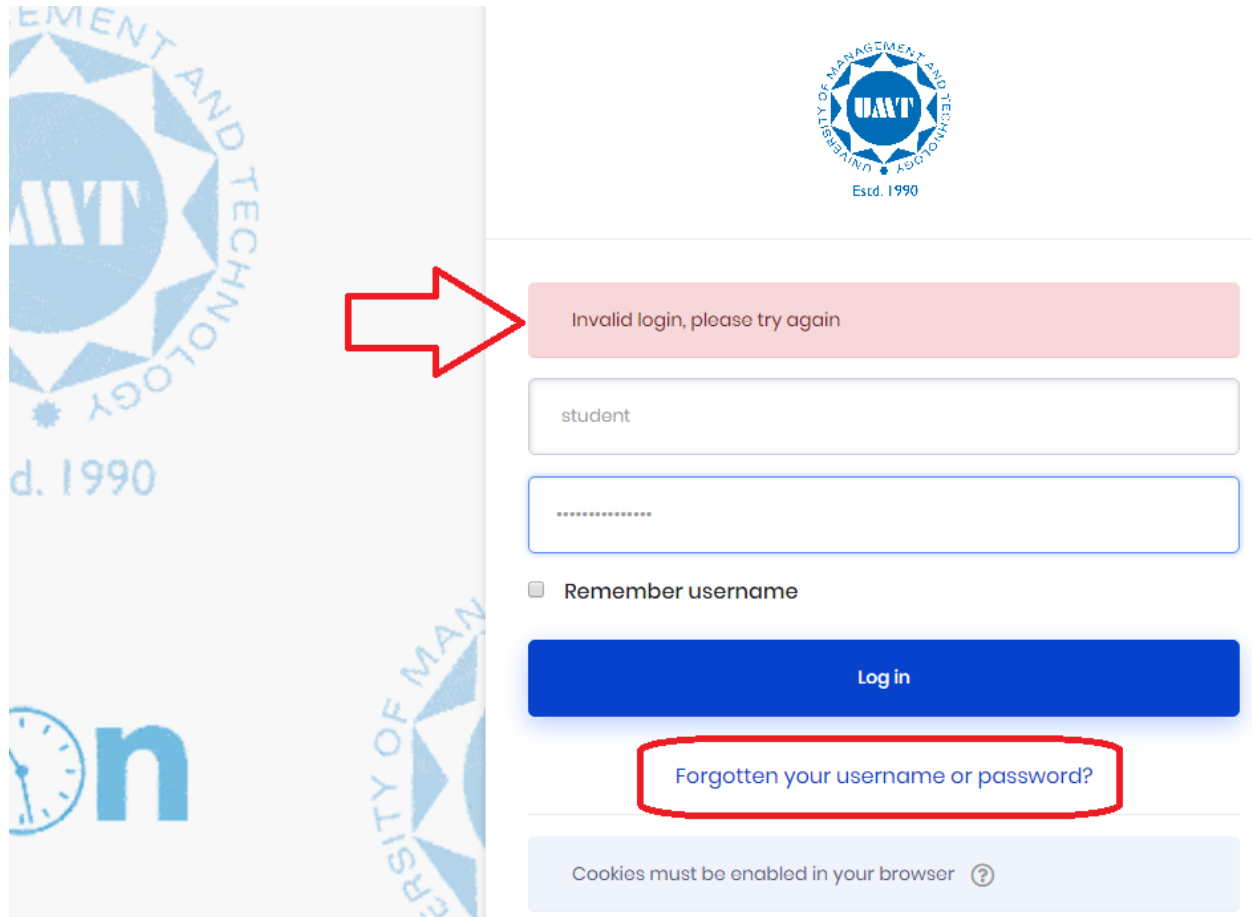
[Forgotten your username or password?](#)



Learning Management System
Office of Technology Support

Step by Step Guide for Resetting UMT-LMS password

- 1- Enter your **Username** and **Password** in the fields provided and **Log in** UMT-LMS. If login details return error message “Invalid login, please try again” and you want to reset the password; then click on “**Forgotten your username or password**” link as shown in the image below.



The image shows a screenshot of the UMT-LMS login interface. On the left, there is a large, semi-transparent watermark of the UMT logo and the text 'UNIVERSITY OF MANAGEMENT AND TECHNOLOGY' and 'Est. 1990'. The main content area features the UMT logo at the top right, followed by a red error message box that says 'Invalid login, please try again'. Below this is a login form with a username field containing 'student', a password field with masked characters, and a 'Remember username' checkbox. A blue 'Log in' button is positioned below the form. A red box highlights the link 'Forgotten your username or password?' located below the 'Log in' button. At the bottom of the page, there is a light blue footer bar with the text 'Cookies must be enabled in your browser' and a help icon.

Step by Step Guide for Resetting UMT-LMS password

- 2- A new window will open. Type your email ID in the email required field and press **Search**.

[Home](#) - [Log in](#) - [Forgotten password](#)

University of Management and Technology

To reset your password, submit your username or your email address below. If we can find you in the database, an email v

Search by username

X Username

Skip username field; write in the email field only


Search

Search by email address



Email address

student@umt.edu.pk



Search

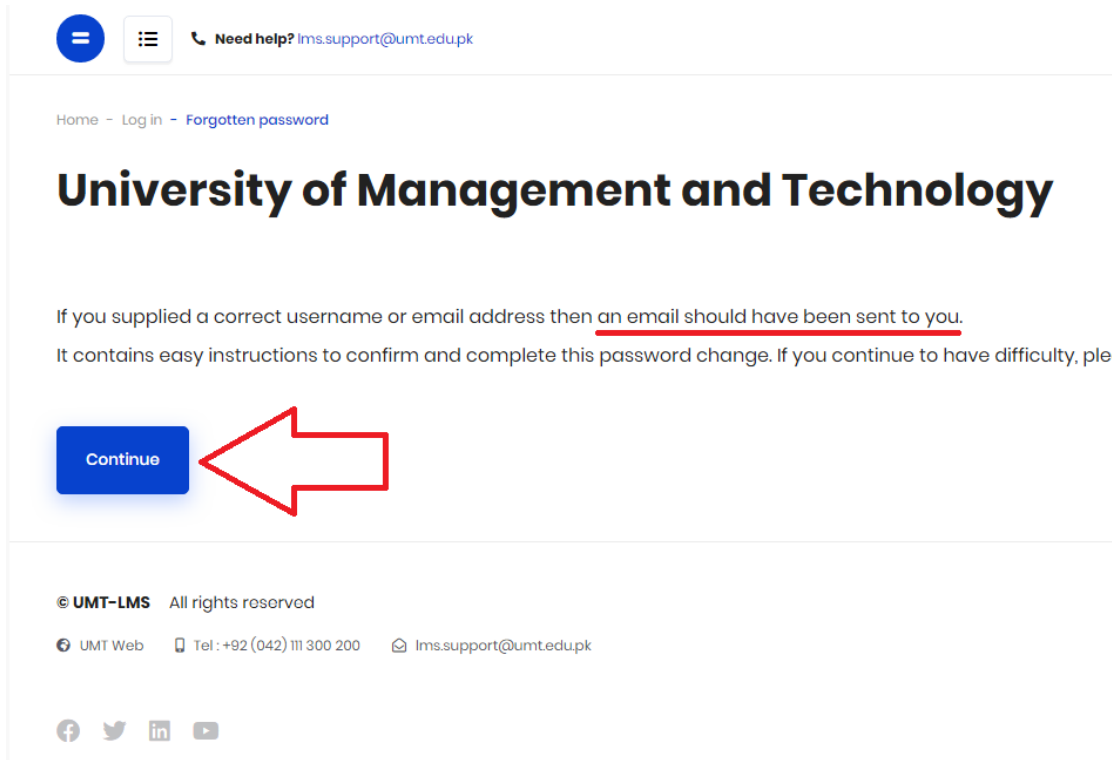


© UMT-LMS All rights reserved

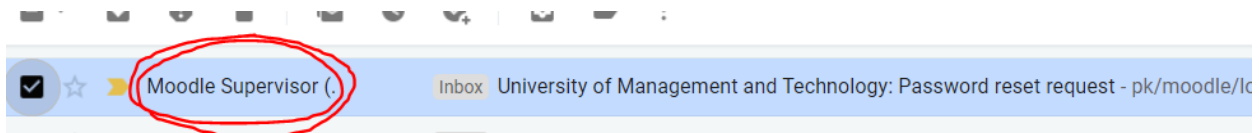
UMT Web Tel: +92 (042) 111 300 200 ims.support@umt.edu.pk

Step by Step Guide for Resetting UMT-LMS password

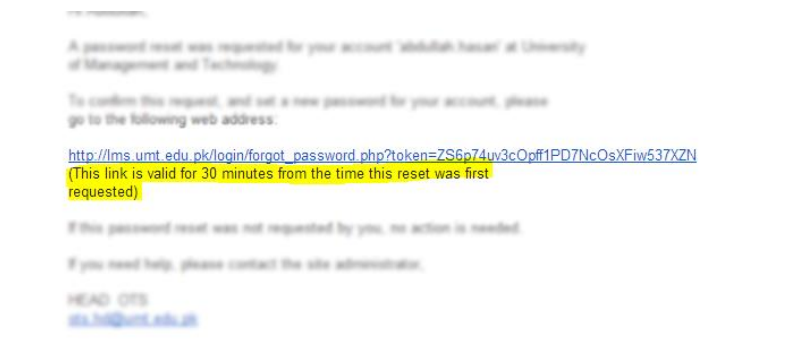
- 3- If you have supplied your email ID correctly, an email will be received in your email account. Click Continue.



- 4- You will receive an Email from OTS.



Open the email and **click on the link** provided.



Step by Step Guide for Resetting UMT-LMS password

- 5- A new window will open asking you to provide a **New password** and **New password again**.


Click on **Save changes** button and Log in UMT-LMS.

The password must have at least 8 characters

New password*

New password (again)*

- 6- Log in to UMT-LMS with your Username/password. Then click on “**Login**” to proceed with UMT-LMS.



student

Remember username

[Forgotten your username or password?](#)

Cookies must be enabled in your browser [?](#)